

Nomination Process for Padma Awards

(How to nominate for Padma Awards)

All nominations are to be submitted online at: <https://awards.gov.in>

Registration Process

Registration Process for Individual

(A) Click on the **Register** Button on the top right corner of the Home Page of the Rashtriya Puraskar Portal



(B) Click the 'Individual' radio button and fill your First Name, Date of Birth (as per the Aadhaar Number/Valid Identity Proof) and other requisite details

Registration
☒ Individual ☐ Organisation

Name as per Aadhaar/Valid Identity Proof

Enter First Name

Enter Middle Name

Enter Last Name

DOB*

DD/MM/YYYY

Nominator/Applicant Type*

--Select--

Code*

91

Mobile No*

Enter Mobile No

Email ID

Enter Email ID

Address*

Enter Address

PIN Code

Enter PIN Code

Gender*

---Select---

Aadhaar Number*

☐ If You don't have Aadhaar, click here

☐ I have voluntarily submitted my Aadhaar Number and I am aware that it will be used to establish my identity.
मैंने स्वेच्छा से अपना आधार नंबर जमा किया है और मुझे पता है कि इसका उपयोग मेरी पहचान स्थापित करने के लिए किया जाएगा।

☐ I am aware that my identity will be established by matching my personal identification details available in Aadhaar Records.
मुझे पता है कि आधार रिकॉर्ड में उपलब्ध मेरे व्यक्तिगत पहचान विवरण का मिलान करके मेरी पहचान स्थापित की जाएगी।

Captcha*

Enter Captcha

SIPK2B

Submit

(C) Kindly select the Nominator/Applicant type accordingly

Registration

☒ Individual ☐ Organisation

Name as per Aadhaar/Valid Identity Proof

Enter First Name

Enter Middle Name

Enter Last Name

Nominator/Applicant Type*

--Select--

--Select--

Citizen

Bharat Ratna Awardee

Padma Vibhushan Awardee

MLA

MLC

OC/PIO

NRI

Foreigner

☐ I have voluntarily submitted my Aadhaar number and I am aware that it will be used to establish my identity.
मैंने स्वेच्छा से अपना आधार नंबर जमा किया है और मुझे पता है कि इसका उपयोग मेरी पहचान स्थापित करने के लिए किया जाएगा।

☐ I am aware that my identity will be established by matching my personal identification details available in Aadhaar Records.
मुझे पता है कि आधार रिकॉर्ड में उपलब्ध मेरे व्यक्तिगत पहचान विवरण का मिलान करके मेरी पहचान स्थापित की जाएगी।

DOB*

DD/MM/YYYY

Code*

91

Mobile No*

Enter Mobile No

Address*

Enter Address

Gender*

---Select---

☐ If You don't have Aadhaar, click here

Captcha*

Enter Captcha

SIPK2B

Submit

(D) Fill in your Aadhaar Number and if you don't have Aadhaar Number, select the other option

Aadhaar Number*

☐ If You don't have Aadhaar, click here

(E) Select the Identity Document to Upload and fill the details of a selected identity document

Registration

☒ Individual ☐ Organisation

Name as per Aadhaar/Valid Identity Proof

Enter First Name

Enter Middle Name

Enter Last Name

Nominator/Applicant Type*

--Select--

Email ID

Enter Email ID

PIN Code

Enter PIN Code

Select Identity Document to Upload*

--Select--

--Select--

CGHS/ECHS Card

Driving License

Pan Card

Passport

Voter ID Card

Any Other ID/ICard

Enter Captcha

SIPK2B

DOB*

DD/MM/YYYY

Code*

91

Mobile No*

Enter Mobile No

Address*

Enter Address

Gender*

---Select---

Identity Document Number*

Enter Identity Document Number

Submit

(F) Enter Captcha and Click on 'Submit'

(G) Enter the OTP received on your registered mobile number

Registration

Enter OTP*

Enter OTP

Verify OTP

(H) Create the password and proceed.

Registration

Password*

Enter Password

Confirm Password*

Enter Confirm Password

Enter Captcha*

93H8QN Enter Captcha

Save

(I) Login and nominate



Login to Portal

 Enter Login Id

 Password



WUZCSP

Enter Captcha



Sign in

Forgot Password ?

Forgot Login Id ?

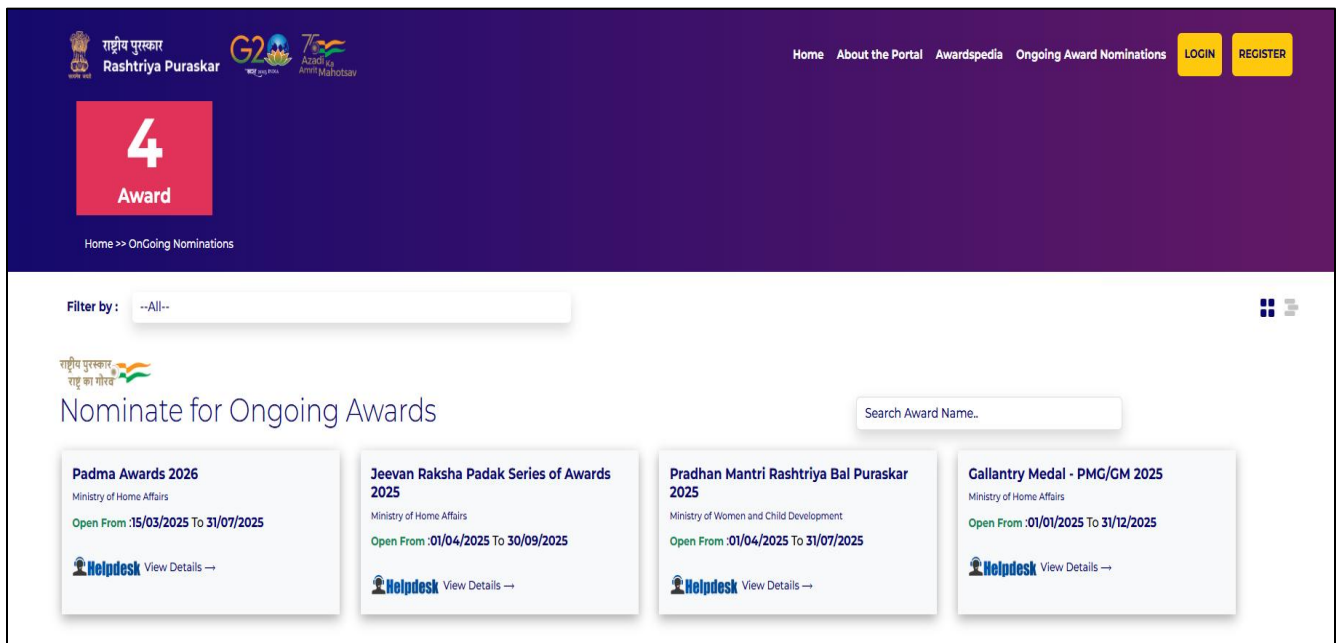
Don't Have an Account? [Click here to Register](#)

Registration process for Organisation


(A) Click on the ‘Ongoing Award Nominations’ on the top right corner of the Home page of the Rashtriya Puraskar Portal.





(B) On the Home Page of the Rashtriya Puraskar Portal, Under the heading ‘Nominate for Ongoing Awards’. Click on Padma Awards 2026 - ‘View Details’.



(C) Click on Nominate/Apply Now.

**राष्ट्रीय पुरस्कार**
Rashtriya Puraskar




[Home](#) [About the Portal](#) [Awardspedia](#) [Ongoing Award Nominations](#) [LOGIN](#) [REGISTER](#)

Padma Awards 2026

Ministry of Home Affairs

Established in : 1954

Home >> OnGoing Nominations >> Padma Awards 2026



15/03/2025
Nomination Start Date

31/07/2025
Nomination End Date

25/01/2026
Announcement Date

[Nominate / Apply Now](#)

Padma Awards 2026

Eligibility


Decoration

No. of Awardees

Who can nominate ?

Selection Process

Ceremony Details



Notifications

Padma Awards 2026

The Padma Awards, one of the highest civilian honour of India, are announced every year on the eve of Republic Day. The Awards are given in three categories: Padma Vibhushan for exceptional and distinguished service; Padma Bhushan for distinguished service of higher order and Padma Shri for distinguished service in any field of activity. There ought to be an element of public service in the achievements of the person to be selected for these Awards.

Eligibility


Any person without distinction of race, occupation, position or sex is eligible for these Awards. However, serving Government servants, including those working with PSUs, except Doctors and Scientists, are not eligible for these Awards.

The Award seeks to recognize works of distinction and is given for distinguished and exceptional achievements/service in all fields of activities/disciplines. An illustrative list of the fields is as under:


Art - Includes Music, Painting, Sculpture, Photography, Cinema, Theatre, etc.

Social Work - Includes social and charitable services in the areas of affordable healthcare and education, other contributions to community projects like Environment, Sanitation, etc.


Public Affairs- Includes work in the area of Law, Public Life, Politics, etc.


 **Helpdesk**


(D) Click on ‘Don’t have an Account? Click here to Register’




Login to Portal

 Enter Login Id



 Password 

V7PBJP

 Enter Captcha 

[Sign in](#)

[Forgot Password ?](#) [Forgot Login Id ?](#)

[Don't Have an Account? Click here to Register](#)

(E) Click on the ‘Organisation’ radio button

Registration

☐ Individual ☒ Organisation

Type of Organisation*

--Select--

DOB*

DD/MM/YYYY

Designation*

Enter Designation

Email ID

Enter Email ID


Address*

Enter Address

Gender*

--Select--

Aadhaar Number*



☐ If you don't have Aadhaar, click here


☐ I have voluntarily submitted my Aadhaar Number and I am aware that it will be used to establish my identity. मैंने स्वेच्छा से अपना आधार नंबर जमा किया है और मुझे पता है कि इसका उपयोग मेरी पहचान स्थापित करने के लिए किया जाएगा।

☐ I am aware that my identity will be established by matching my personal identification details available in Aadhaar Records. मुझे पता है कि आधार रिकॉर्ड में उपलब्ध मेरे व्यक्तिगत पहचान विवरण का मिलान करके मेरी पहचान स्थापित की जाएगी।

Captcha*

Enter Captcha

NL9BPL



Name of the Head/Authorized Person as per Aadhaar/Valid Identity Proof

Enter First Name *

Enter Middle Name

Enter Last Name

Brief Description about the Organisation*

Enter Brief Description about the Organisation

Code*

91

Mobile No*

Enter Mobile No

Contact Number

Enter Contact No

PIN Code

Enter PIN Code

[Submit](#)

(F) Select the Type of Organisation

Registration

Individual

Organisation

Type of Organisation*

--Select--

--Select--

Institute of Excellence

Urban Local Body

NGO

NPO

Society

SHG

Training Institute

University

Higher Education Institute

Private Limited Company

Public Limited Company

Trust

Autonomous Agencies/Bodies

Cooperative Society

Other

मैंने खेछा से अपना आधार नंबर जमा किया है और मुझे पता है कि इसका उपयोग मेरी पहचान स्थापित करने के लिए किया जाएगा।

☐ I am aware that my identity will be established by matching my personal identification details available in Aadhaar Records. मुझे पता है कि आधार रिकॉर्ड में उपलब्ध मेरे व्यक्तिगत पहचान विवरण का मिलान करके मेरी पहचान स्थापित की जाएगी।

Captcha*

Enter Captcha

NL9BPL

Name of the Head/Authorized Person as per Aadhaar/Valid Identity Proof

Enter First Name

Enter Middle Name

Enter Last Name

Brief Description about the Organisation*

Enter Brief Description about the Organisation

Code*

Mobile No*

91

Enter Mobile No

Contact Number

Enter Contact No

PIN Code

Enter PIN Code

☐ If You don't have Aadhaar, click here

Submit

(G) Fill the following requisite details

Registration

Individual

Organisation

Type of Organisation*

Training Institute

DOB*

DD/MM/YYYY

Brief Description about the Organisation*

Enter Brief Description about the Organisation

Designation*

Enter Designation

Email ID

Enter Email ID

Address*

Enter Address

Gender*

---Select---

Aadhaar Number*

मैंने खेछा से अपना आधार नंबर जमा किया है और मुझे पता है कि इसका उपयोग मेरी पहचान स्थापित करने के लिए किया जाएगा।

☐ I have voluntarily submitted my Aadhaar Number and I am aware that it will be used to establish my identity.

☐ I am aware that my identity will be established by matching my personal identification details available in Aadhaar Records. मुझे पता है कि आधार रिकॉर्ड में उपलब्ध मेरे व्यक्तिगत पहचान विवरण का मिलान करके मेरी पहचान स्थापित की जाएगी।

Captcha*

Enter Captcha

NL9BPL

Name of the Head/Authorized Person as per Aadhaar/Valid Identity Proof

Enter First Name

Enter Middle Name

Enter Last Name

Name of Training Institute*

State/UT*

--Select--

Code*

Mobile No*

91

Enter Mobile No

Contact Number

Enter Contact No

PIN Code

Enter PIN Code

☐ If You don't have Aadhaar, click here

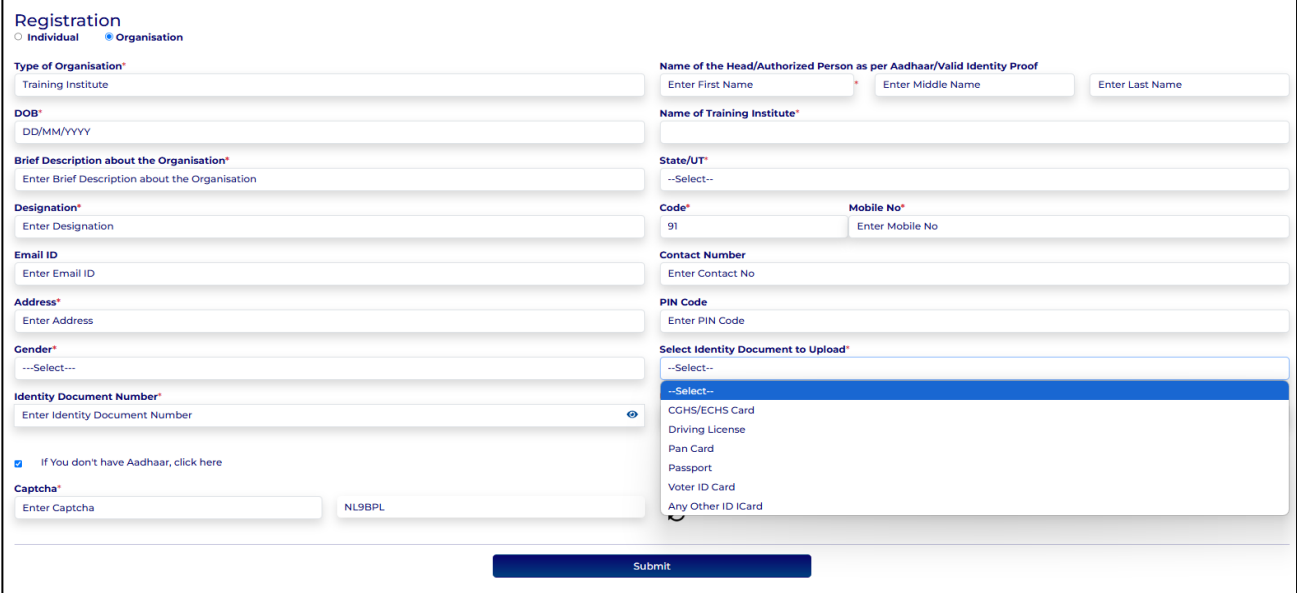
Submit

(H) Fill Aadhaar Number and if you don't have Aadhar Number, select the other option

Aadhaar Number*

☐ If You don't have Aadhaar, click here

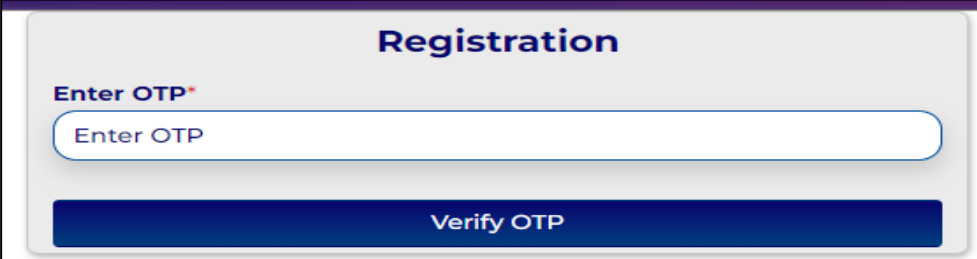
(I) Select the Identity Document to Upload and fill the details of a selected identity document



The registration form is titled "Registration" and has two tabs: "Individual" and "Organisation". The "Organisation" tab is selected. The form is divided into two columns. The left column contains fields for "Type of Organisation*" (Training Institute), "DOB*" (DD/MM/YYYY), "Brief Description about the Organisation*" (Enter Brief Description about the Organisation), "Designation*" (Enter Designation), "Email ID" (Enter Email ID), "Address*" (Enter Address), "Gender*" (---Select---), "Identity Document Number*" (Enter Identity Document Number), and a checkbox "If You don't have Aadhaar, click here". The right column contains fields for "Name of the Head/Authorized Person as per Aadhaar/Valid Identity Proof" (Enter First Name, Enter Middle Name, Enter Last Name), "Name of Training Institute*", "State/UT*" (---Select---), "Code*" (91) and "Mobile No*" (Enter Mobile No), "Contact Number" (Enter Contact No), "PIN Code" (Enter PIN Code), and "Select Identity Document to Upload*" (---Select---). A dropdown menu is open for the "Select Identity Document to Upload*" field, showing options: "CGHS/ECHS Card", "Driving License", "Pan Card", "Passport", "Voter ID Card", and "Any Other ID ICard". At the bottom, there is a "Submit" button.

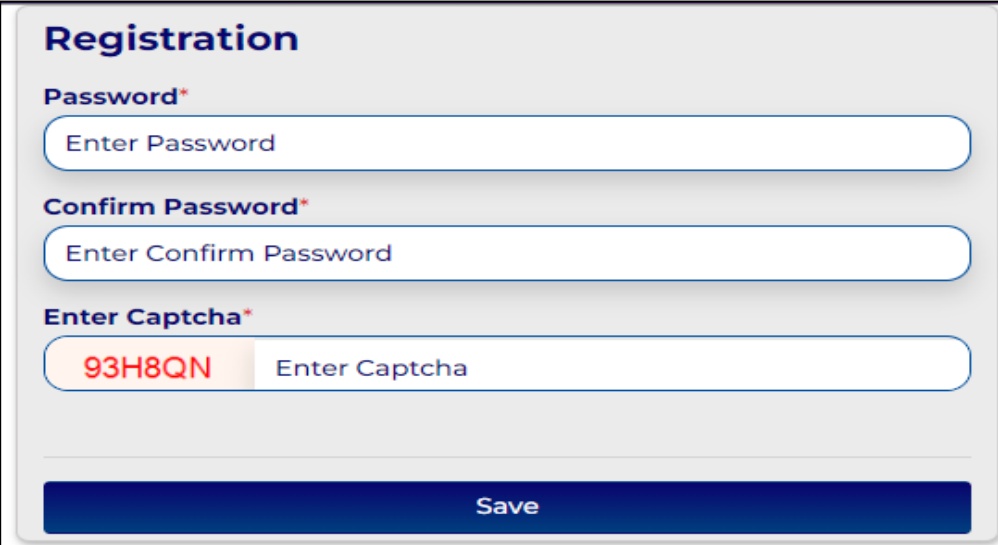
(E) Enter Captcha and Click on 'Submit'

(F) Enter the OTP received on your registered mobile number



The registration form is titled "Registration" and contains a field for "Enter OTP*" (Enter OTP). Below the field is a "Verify OTP" button.

(G) Create the password and proceed.



The registration form is titled "Registration" and contains fields for "Password*" (Enter Password), "Confirm Password*" (Enter Confirm Password), and "Enter Captcha*" (93H8QN, Enter Captcha). Below the fields is a "Save" button.

(H) Login and Nominate



Login to Portal





WUZCSP



Sign in

[Forgot Password ?](#) [Forgot Login Id ?](#)

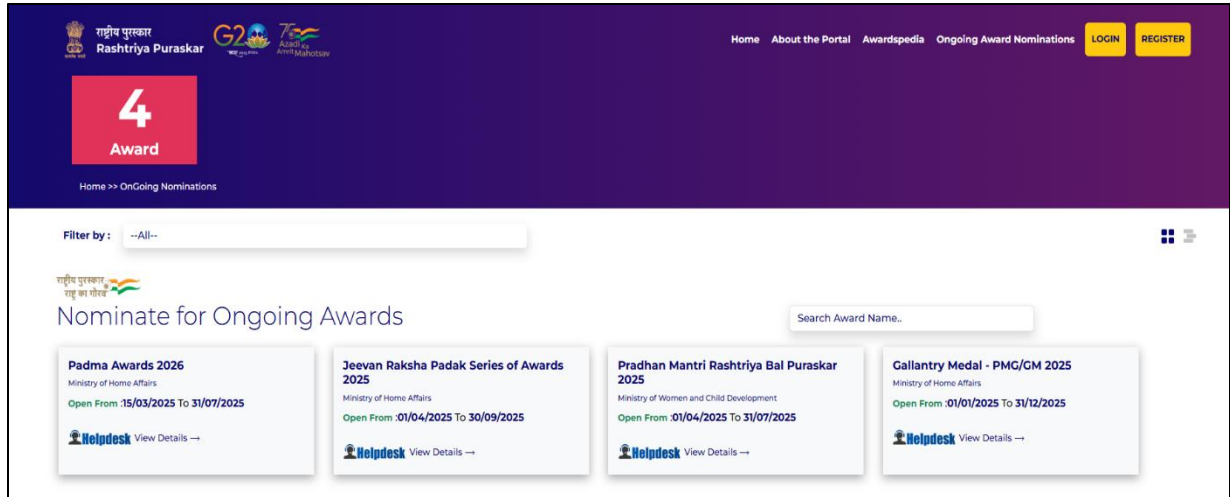
[Don't Have an Account? Click here to Register](#)

For Authorised Users:

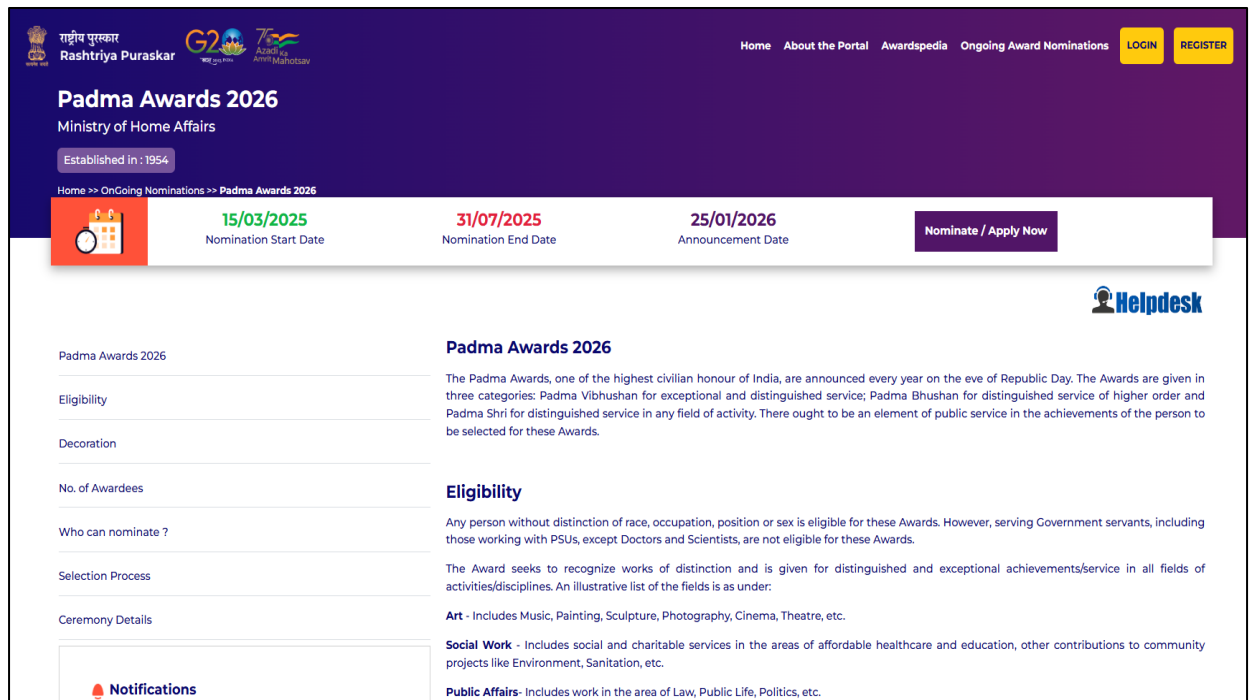
- (A) Go to Login on Home Page of the portal
- (B) Enter Login ID and Password given by the Ministry of Home Affairs
- (C) Enter the details of the Authorized person
- (D) Login and nominate

STEPS FOR THE NOMINATION PROCESS

(A) On the Home Page of the Rashtriya Puraskar Portal, Under the heading ‘Nominations for Ongoing Awards’, Click on Padma Awards 2026 - ‘View Details’.



(B) Click on ‘Nominate/Apply Now’ button



(C) Select the **Award Category**.

Please Nominate/Apply

FAQ Helpdesk

Award*
Padma Awards 2026

Category*
---Select---
---Select---
Padma Shri
Padma Bhushan
Padma Vibhushan

You can nominate maximum 2 persons including yourself

☐ Do you wish to Nominate Yourself?
☐ Do you wish to Nominate Someone Else?

Submit

(D) Select the **Field (Area of Excellence)** in which the person wants to nominate.

Please Nominate/Apply

FAQ Helpdesk

Award*
Padma Awards 2026

Category*
Padma Shri

Field (Area of Excellence)*
---Select---
---Select---
Art
Civil Service
Literature and Education
Medicine
Public Affairs
Science and Engineering
Social Work
Trade and Industry
Others
Sports

Sub-Field (If Any)

You can nominate maximum 2 persons including yourself

☐ Do you wish to Nominate Someone Else?

(E) Select the most appropriate **Sub-Field**.

Please Nominate/Apply

FAQ Helpdesk

Award*
Padma Awards 2026

Category*
Padma Shri

Field (Area of Excellence)*
Art

Focus Area*
---Select---
---Select---
Acting - Films
Acting - Theatre
Acting - TV
Advertising and Branding
Art Collection
Cinematography
Craft
Craft - Bidri
Craft - Bobbili Veena
Craft - Bone
Craft - Clay
Craft - Dhimmal
Craft - Dhokra
Craft - Glass
Craft - Grass
Craft - Jewellery
Craft - Mask Making
Craft - Metal
Craft - Miniature

You can nominate maximum 2 persons including yourself

☐ Do you wish to Nominate Yourself?

Submit

uraskar

Digital India Power To Empower

india.gov.in The national portal of India

(F) If the person wants to nominate himself/herself, then select ‘**Do you wish to Nominate Yourself**’ option.

Please Nominate/Apply

FAQ Helpdesk

Award*
Padma Awards 2026

Category*
Padma Shri

Field (Area of Excellence)*
Art

Focus Area*
Craft - Bidri



You can nominate maximum 2 persons including yourself

☒ Do you wish to Nominate Yourself? ☐ Do you wish to Nominate Someone Else?

Submit

(G) If the person wants to nominate someone else, then select ‘Do you wish to Nominate Someone Else’ option.

Please Nominate/Apply



Award*
Padma Awards 2026

Category*
Padma Shri

Field (Area of Excellence)*
Art

Focus Area*
Craft - Bidri

You can nominate maximum 2 persons including yourself

☐ Do you wish to Nominate Yourself?



☒ Do you wish to Nominate Someone Else?

Submit

(H) Enter the details of the person you are nominating.

Award: Padma Awards 2026

Award Category: Padma Shri



Field: Art


Sub Field: Craft - Bidri

YOU ARE NOMINATING SOMEONE ELSE (Kindly fill details of the person you are nominating)

Basic Details of Nominee

Title*
Sushri

First Name*
Test
(Kindly do not use prefixes like Dr, Prof, Sh, Smt., etc)



Upload

Choose File No file chosen

Middle Name
Enter Middle Name

Last Name
Enter Last Name

Father's Name
Enter Father's Name

Mother's Name
Enter Mother's Name

Date of Birth (DD/MM/YYYY)*
DD/MM/YYYY

☐ Date of Birth Not Available

Spouse's Name
Enter Spouse's Name

Gender*
Female

Nationality*
Indian

Religion
--Select--

Category
--Select--

Caste
Enter Caste

Mobile Number
Enter Mobile No

Email ID
Enter Email ID

If Nominee is Posthumous (not Alive), Click Here ☐

Location of Nominee

Current Details

Country*
India

State/UT*
Gujarat

District*
Dang

Pincode
831012

Address
Enter Address

Domicile Details ⓘ

☐ Same as Current Details

Country
India

State/UT
Gujarat

District
Dang

Pincode
831012

Address
Enter Domicile Address

Save and Next

- (I) If the Date of Birth of the nominee is not available, select the **‘Date of Birth Not Available’** option and then mention the **‘Age’**.

<input checked="" type="checkbox"/> Date of Birth Not Available	Age* <input type="text"/> Year
--	---


- (J) If the nominee is not alive, select the **‘If Nominee is Posthumous (not Alive), Click Here’** option and select the **‘Year of Demise’** and **‘Date of Demise’**.

If Nominee is Posthumous (not Alive), Click Here <input checked="" type="checkbox"/>	Year of Demise* --Select--	Date of Demise DD/MM/YYYY
--	--------------------------------------	-------------------------------------

- (K) Enter the subsequent details. Click on **‘Save and Next’** to proceed with the nomination process.

YOU ARE NOMINATING SOMEONE ELSE (Kindly fill details of the person you are nominating)

Basic Details of Nominee

Title* Sushri	First Name* Test <small>(Kindly do not use prefixes like Dr, Prof, Sh, Smt, etc)</small>	 Upload Choose File No file chosen
Middle Name Enter Middle Name	Last Name Enter Last Name	
Father's Name Enter Father's Name	Mother's Name Enter Mother's Name	Spouse's Name Enter Spouse's Name
<input checked="" type="checkbox"/> Date of Birth Not Available	Age* <input type="text"/> Year	Gender* Female
Nationality* Indian	Religion --Select--	Category --Select--
Caste Enter Caste	Mobile Number Enter Mobile No	Email ID Enter Email ID
If Nominee is Posthumous (not Alive), Click Here	Year of Demise* --Select--	Date of Demise DD/MM/YYYY

Location of Nominee

Current Details		Domicile Details ⓘ Same as Current Details	
Country* India	State/UT* Gujarat	Country India	State/UT Gujarat
District* Dang	Address Enter Address	District Dang	Address Enter Domicile Address
Pincode 833012		Pincode 833012	

Save and Next

(L) Enter the following details of the person you are nominating:

- Educational Qualification

YOU ARE NOMINATING SOMEONE ELSE (Kindly fill details of the person you are nominating)

Education Qualification of Nominee

Select the Highest Qualification attained by the Nominee *

--Select--

Name of Degree/Course (Maximum 20 Words are allowed)

Upload Document(Only pdf file max size 1 MB with .pdf extension is allowed)

Choose File No file chosen

Name of University/Institution (Maximum 20 Words are allowed)

Year

Back

Save as Draft

Save & Next

- Contribution (magnitude, scale, longevity) made by the nominee in his/her field

YOU ARE NOMINATING SOMEONE ELSE (Kindly fill details of the person you are nominating)

Contribution of Nominee

Magnitude

Describe the work done by the nominee (Maximum 800 and Minimum 10 Words are allowed) *

Is the nominee biggest name in their field?

--Select--

Who could be considered their closest competitors in the field? (Maximum 60 Words are allowed) *

In which major way does the nominee's contributions stand out from others? (Maximum 60 Words are allowed)

Scale

Specify the profession / expertise of nominee (Maximum 50 and Minimum 1 Words are allowed) *

Details of position held by the nominee (Maximum 50 are allowed)

+ Add

Sr.No.	Position(s) held by the nominee (with designations where possible)	Name of Organisation where the nominee has worked / is working	From	To	Location	Action
1						<div></div>

Details of Organisation(s) / Institution(s) established by the nominee (Maximum 50 are allowed)

+ Add

What is the overall geographical reach of nominee's work ? *

District

Name and details of the geographical reach (Maximum 100 Words are allowed) *

Longevity

Number of years, the nominee has worked in his / her field *

Precedence

Describe the nominee's unique, pioneering accomplishments (Maximum 100 Words are allowed) *

What is level of the nominee's uniqueness

--Select--

How have the accomplishments been adopted or expanded? (Maximum 100 Words are allowed) *

Back

Save as Draft

Save & Next

- Any recognition received by nominee

YOU ARE NOMINATING SOMEONE ELSE (Kindly fill details of the person you are nominating)

Recognition of Nominee

Peer / Public Recognition

Other than awards, list any honors, certifications, fellowships, esteemed positions, or other forms of recognition the nominee has received (Maximum 100 Words are allowed)

Are there any other names by which the Nominee is recognized? *

--Select--

Mention Pen Name / Screen Name / Title given to the Nominee (Maximum 25 Words are allowed) *

Back Save as Draft Save & Next

- Details of the impact of work done by the nominee

YOU ARE NOMINATING SOMEONE ELSE (Kindly fill details of the person you are nominating)

Impact of Work Done by Nominee

Field Impact

Describe the impact of the nominee's work in their field, beyond their individual excellence (Maximum 400 and Minimum 10 Words are allowed) *

Social Impact

Describe the impact of the nominee's work in the society at large, including all forms of selfless service / social work done (Maximum 400 Words are allowed)

Back Save as Draft Save & Next

- Provide a gist of information filled in the previous question, in not more than 250 words.

YOU ARE NOMINATING SOMEONE ELSE (Kindly fill details of the person you are nominating)

Abstract

Provide in no more than 250 words a gist of all previous questions, highlighting the key facts and USPs (Unique Selling Point) of the nominee that make him / her stand out from others - including unique strengths, important positions, major achievements and larger impact. This should make as convincing a case as possible on why the candidate deserves India's highest civilian award. (Maximum 250 and Minimum 10 Words are allowed) *

Back Save as Draft Save & Next

- Any Other relevant information related to the nominee.

YOU ARE NOMINATING SOMEONE ELSE (Kindly fill details of the person you are nominating)

Other Information

Hardship

Provide details of hardships / difficulties / challenges / obstacles / struggles faced by nominee (Maximum 50 Words are allowed)

Miscellaneous

Relationship with Nominee *

--Select--

Has any family member of the nominee received any national award before *

--Select--

Details of family member who has received national award (Maximum 10 are allowed)

+ Add

Have you nominated anyone before? *

--Select--

If you remember the nominee, specify name and year nominated (Maximum 20 are allowed)

+ Add

Any other relevant information about the nominee (Maximum 50 Words are allowed)

Back Save as Draft Save & Next

- If the person has not received Padma Award before, kindly select ‘No’.

YOU ARE NOMINATING SOMEONE ELSE (Kindly fill details of the person you are nominating)

Details of Awards or Honors Received by the Nominee

Has this person received Padma Awards before ☐ No ☒ Yes

- If the person has received Padma Award before, kindly select ‘Yes’ and enter details.

YOU ARE NOMINATING SOMEONE ELSE (Kindly fill details of the person you are nominating)

Details of Awards or Honors Received by the Nominee

Has this person received Padma Awards before ☐ No ☒ Yes

Award Category*

Year of Award*

Upload Award Certificate (PDF file size should be less than 1 MB)

Choose File No file chosen

Add

- If the person has received any other Awards before, select ‘Yes’ and enter details.

Has this person received any other Awards before ☐ No ☒ Yes

Award Name*

Year of Award*

Field

Level of Award*

Awarding Body

Upload Award Certificate (PDF file size should be less than 1 MB)

Choose File No file chosen

Add

- Provide online links & attach any other documents supporting the work done by the nominee.

Supporting Evidence

Provide supporting online links (URLs) verifying all the major information/facts/claims presented about the nominee ⓘ

Enter Supporting Link/URL

Documents (File size should be less than 10 MB)

1	Provide supportive attachments verifying all the major information / claims / facts presented about the nominee (pdf)	Choose File No file chosen	
---	---	----------------------------	--

Declaration*

☐ It is certified that I have filled all information correctly

- If you want to preview the application form, click on ‘Preview’, and if you want to edit the form, click on ‘Edit Application’.
- Click on the Declaration box and then the ‘Final Submit’ button.

Declaration*

☐ It is certified that I have filled all information correctly

Back Preview Edit Application Final Submit