

# Nomination Process for Padma Awards

(How to Apply for Padma Awards)

All nominations are to be submitted online at: <https://awards.gov.in>

## Registration Process

### Registration Process for Individual

(A) Click on the Registration Button on the top right corner of the Home Page of the Rashtriya Puraskar Portal



(B) Click the 'Individual' radio button and fill your First Name, Date of Birth (as per the Aadhar Number/Valid Identity Proof) and other requisite details

### Registration

Individual  Organisation

**Name as per Aadhaar/Valid Identity Proof**

Enter First Name \*    Enter Middle Name    Enter Last Name

**DOB\***    DD/MM/YYYY

**Nominator/Applicant Type\***    Code\*    Mobile No\*

--Select--    91    Enter Mobile No.

**Email ID**

Enter Email ID

**Aadhaar Number\***     If You don't have Aadhaar, click here

I have voluntarily submitted my Aadhaar Number and I am aware that it will be used to establish my identity.  
मैंने संवेदना से अपना आधार नंबर जमा किया है और मुझे पता है कि इसका उपयोग मेरी पहचान स्थापित करने के लिए किया जाएगा।

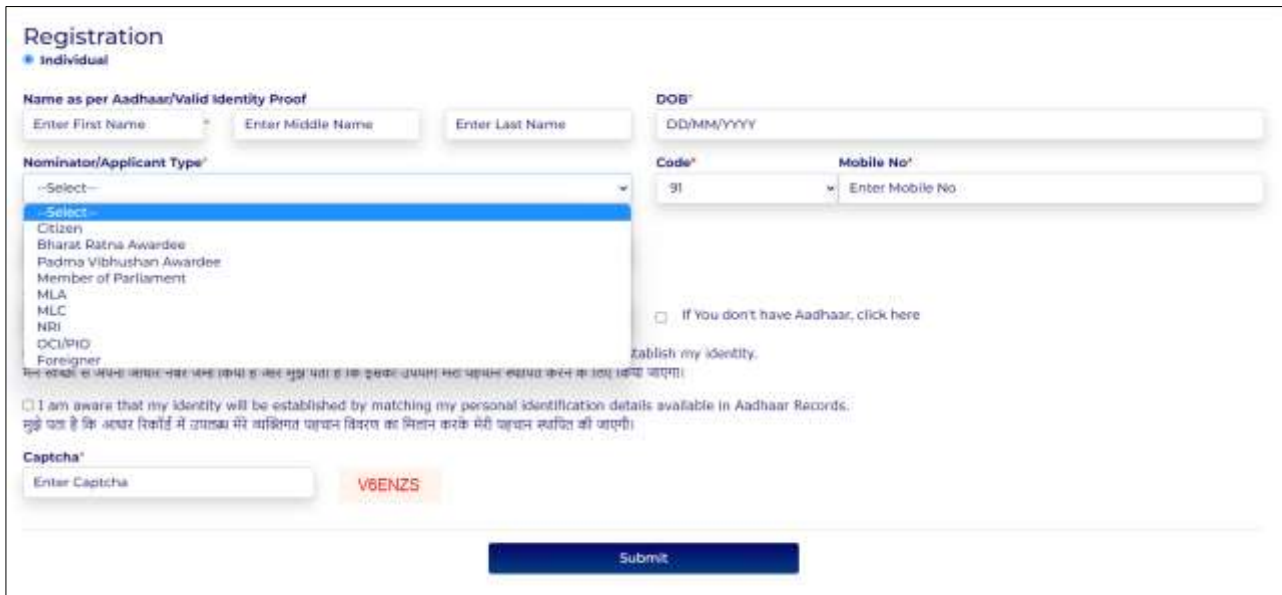
I am aware that my identity will be established by matching my personal identification details available in Aadhaar Records.  
मुझे पता है कि आधार रिकॉर्ड में उपलब्ध मेरे व्यक्तिगत पहचान विवरण का मिलान करके मेरी पहचान स्थापित की जाएगी।

**Captcha\***

Enter Captcha    EZPLMU

**Submit**

(C) Kindly select the Nominator/Applicant type accordingly



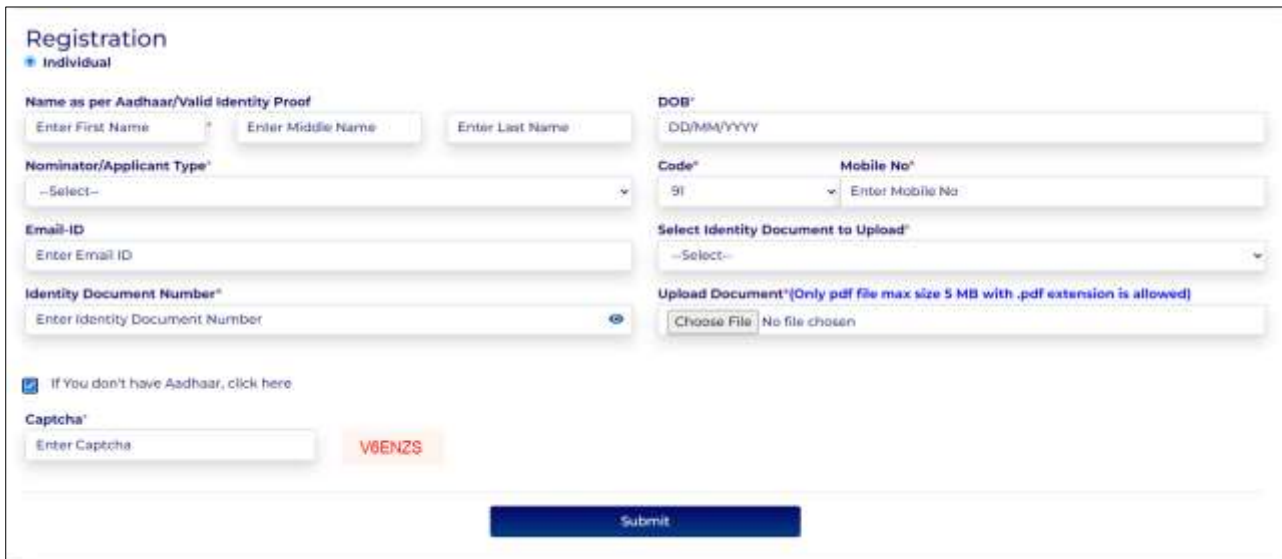
The image shows a registration form for an individual. The form is titled "Registration" and has a sub-heading "Individual". It contains several input fields: "Name as per Aadhaar/Valid Identity Proof" with sub-fields for "Enter First Name", "Enter Middle Name", and "Enter Last Name"; "DOB" with a date format "DD/MM/YYYY"; "Nominator/Applicant Type" with a dropdown menu showing options like "Citizen", "Bihar Ratna Awardee", "Padma Vibhushan Awardee", "Member of Parliament", "MLA", "MLC", "NRI", "OCI/PIO", and "Foreigner"; "Code" with a dropdown menu showing "91"; "Mobile No" with a field for "Enter Mobile No"; "Email-ID" with a field for "Enter Email ID"; "Identity Document Number" with a field for "Enter Identity Document Number"; and "Captcha" with a field for "Enter Captcha" and a "V6ENZS" image. There is a "Submit" button at the bottom. A checkbox "If You don't have Aadhaar, click here" is also present.

(D) If you don't have Aadhar Number, select the other option



The image shows a field for "Aadhaar Number" with a text input box and a "V6ENZS" image. To the right of the input box is a checkbox labeled "If You don't have Aadhaar, click here".

(E) Select the Identity Document to Upload and fill the details of a selected identity document



The image shows a registration form for an individual, similar to the one in (C), but with additional fields. It includes "Email-ID" with a field for "Enter Email ID", "Identity Document Number" with a field for "Enter Identity Document Number", and "Select Identity Document to Upload" with a dropdown menu. Below these fields is a checkbox "If You don't have Aadhaar, click here" which is checked. There is also an "Upload Document" section with a "Choose File" button and the text "No file chosen". The "Captcha" field and "Submit" button are also present.

(F) Enter Captcha and Click on 'Submit'

(G) Login and nominate

## Registration process for Organisation

(A) Click on the 'Organisation' radio button

### Registration

Individual  Organisation

Type of Organisation\*  
--Select--

DOB\*  
DD/MM/YYYY

Designation\*  
Enter Designation

Email ID  
Enter Email ID

Address\*  
Enter Address

Aadhaar Number\*  
   If You don't have Aadhaar, click here

I have voluntarily submitted my Aadhaar Number and I am aware that it will be used to establish my identity.  
मैंने स्वैच्छक से अपना आधार नंबर जमा किया है और मुझे पता है कि इसका उपयोग मेरी पहचान स्थापित करने के लिए किया जाएगा।

I am aware that my identity will be established by matching my personal identification details available in Aadhaar Records.  
मुझे पता है कि आधार रिकॉर्ड में उपलब्ध मेरे व्यक्तिगत पहचान विवरण का मिलान करके मेरी पहचान स्थापित की जाएगी।

Captcha\*  
Enter Captcha 4M4HSM

Name of the Authorized Person as per Aadhaar/Valid Identity Proof  
Enter First Name Enter Middle Name Enter Last Name

Brief Description about the Organisation (300 Words)\*  
Enter Brief Description about the Organisation

Code\* Mobile No\*  
91 Enter Mobile No

Contact Number  
Enter Contact No

(B) Select the Type of Organisation

### Registration

Individual  Organisation

Type of Organisation\*  
--Select--  
--Select--  
Institute of Excellence  
Urban Local Body  
NGO  
NPO  
Society  
SHG  
University  
Training Institute  
Private Limited Company  
Public Limited Company  
Trust  
Autonomous Agencies/Bodies  
Cooperative Society  
Other

Aadhaar Number\*  
   If You don't have Aadhaar, click here

I have voluntarily submitted my Aadhaar Number and I am aware that it will be used to establish my identity.  
मैंने स्वैच्छक से अपना आधार नंबर जमा किया है और मुझे पता है कि इसका उपयोग मेरी पहचान स्थापित करने के लिए किया जाएगा।

I am aware that my identity will be established by matching my personal identification details available in Aadhaar Records.  
मुझे पता है कि आधार रिकॉर्ड में उपलब्ध मेरे व्यक्तिगत पहचान विवरण का मिलान करके मेरी पहचान स्थापित की जाएगी।

Captcha\*  
Enter Captcha 4M4HSM

Name of the Authorized Person as per Aadhaar/Valid Identity Proof  
Enter First Name Enter Middle Name Enter Last Name

Brief Description about the Organisation (100 Words)\*  
Enter Brief Description about the Organisation

Code\* Mobile No\*  
91 Enter Mobile No

Contact Number  
Enter Contact No

(C) Fill the following requisite details

**Registration**  
 Individual  Organisation

**Type of Organisation\***  
Training Institute

**DOB\***  
DD/MM/YYYY

**Brief Description about the Organisation (100 Words)\***  
Enter Brief Description about the Organisation

**Designation\***  
Enter Designation

**Email ID**  
Enter Email ID

**Address\***  
Enter Address

**Aadhaar Number\***  
  If You don't have Aadhaar, click here

I have voluntarily submitted my Aadhaar Number and I am aware that it will be used to establish my identity. मैंने सौम्यता से अपना आधार नंबर जमा किया है और मुझे पता है कि इसका उपयोग मेरी पहचान स्थापित करने के लिए किया जाएगा।

I am aware that my identity will be established by matching my personal identification details available in Aadhaar Records. मुझे पता है कि अगर रिकॉर्ड में उपलब्ध मेरे व्यक्तिगत पहचान विवरण का मिलान करके मेरी पहचान स्थापित की जाएगी।

**Captcha\***  
Enter Captcha **4M4HSM**

**Name of the Authorized Person as per Aadhaar/Valid Identity Proof**  
Enter First Name  Enter Middle Name  Enter Last Name

**Name of Training Institute\***

**State/UT\***  
--Select--

**Code\***  **Mobile No\***   
91  Enter Mobile No

**Contact Number**  
Enter Contact No

(D) If you don't have Aadhar Number, select the other option

**Aadhaar Number\***  
  If You don't have Aadhaar, click here

(E) Select the Identity Document to Upload and fill the details of a selected identity document

**Registration**  
 Individual  Organisation

**Type of Organisation\***  
Training Institute

**DOB\***  
DD/MM/YYYY

**Brief Description about the Organisation (100 Words)\***  
Enter Brief Description about the Organisation

**Designation\***  
Enter Designation

**Email ID**  
Enter Email ID

**Address\***  
Enter Address

**Identity Document Number\***  
Enter Identity Document Number   If You don't have Aadhaar, click here

**Name of the Authorized Person as per Aadhaar/Valid Identity Proof**  
Enter First Name  Enter Middle Name  Enter Last Name

**Name of Training Institute\***

**State/UT\***  
--Select--

**Code\***  **Mobile No\***   
91  Enter Mobile No

**Contact Number**  
Enter Contact No

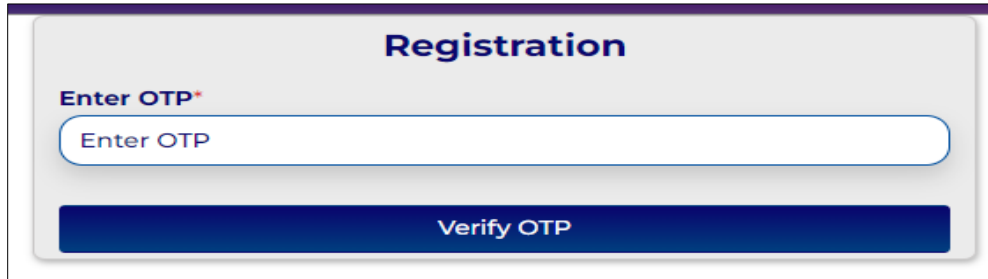
**Select Identity Document to Upload\***  
--Select--

**Upload Document\* (PDF file size should be less than 5 MB)**  
 No file chosen

**Captcha\***  
Enter Captcha **4M4HSM**

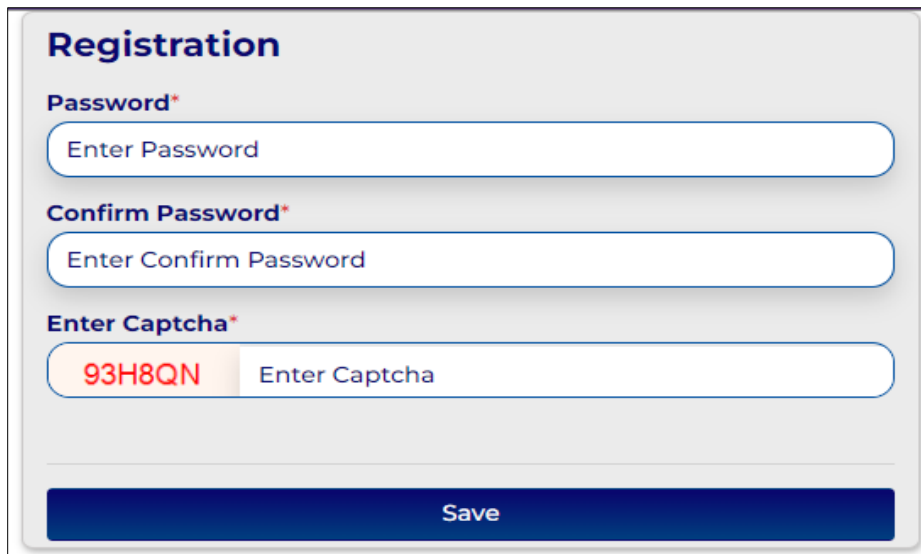
(E) Enter Captcha and Click on 'Submit'

(F) Enter the OTP received on your registered mobile number




The image shows a registration form titled "Registration". It features a text input field labeled "Enter OTP\*" with the placeholder text "Enter OTP". Below the input field is a dark blue button labeled "Verify OTP".

(G) Create the password and proceed.



The image shows a registration form titled "Registration". It contains three text input fields: "Password\*" with placeholder "Enter Password", "Confirm Password\*" with placeholder "Enter Confirm Password", and "Enter Captcha\*" with a red captcha code "93H8QN" and placeholder "Enter Captcha". A dark blue "Save" button is located at the bottom.

(H) Login and Nominate



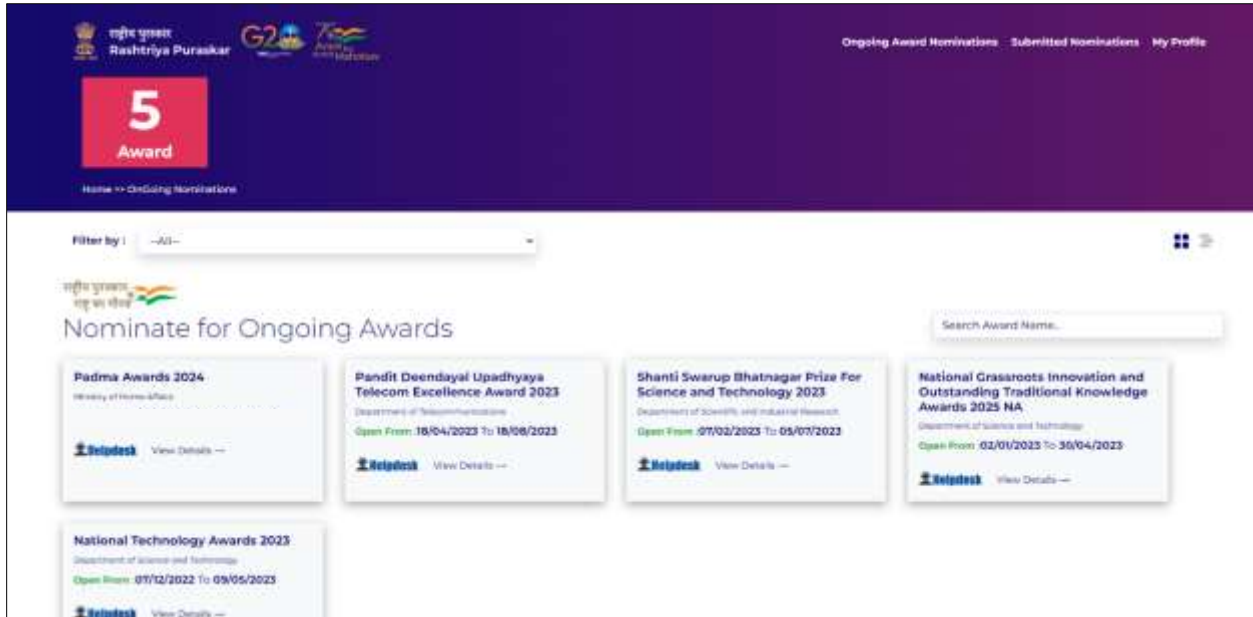
The image shows a login form titled "Login to Portal". On the left is a blue vertical bar with a white circle containing a blue person icon. The form includes three input fields: "Enter Login Id" with a person icon, "Password" with a key icon and a toggle eye icon, and "Enter Captcha" with a red captcha code "WUZCSP" and a refresh icon. A dark blue "Sign in" button is positioned below the inputs. At the bottom, there are links for "Forgot Password?", "Forgot Login Id?", and "Don't Have an Account? Click here to Register".

**For Authority:**

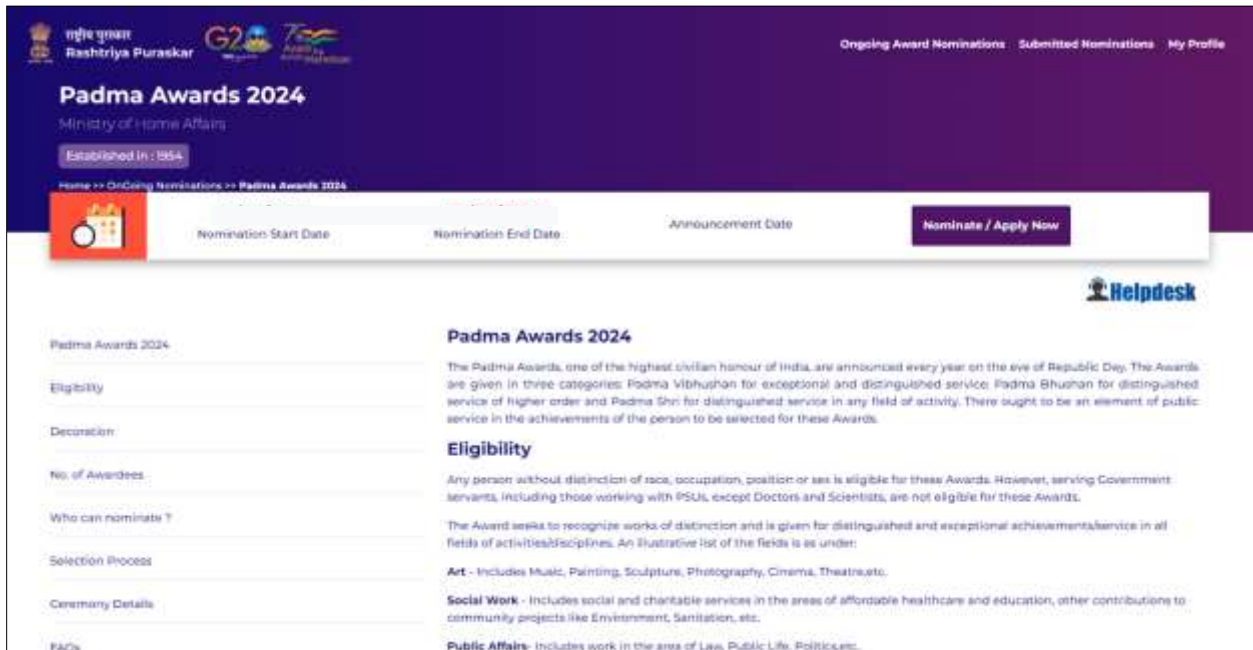
- (A) Go to Login on Home Page of the portal
- (B) Enter Login ID and Password given by the Ministry of Home Affairs
- (C) Enter the details of the Authorized person
- (D) Login and nominate

## STEPS FOR THE NOMINATION PROCESS

(A) On the Home Page of the Rashtriya Puraskar Portal, Under the heading ‘Nominate for Ongoing Awards’. Click on Padma Awards 2024 - ‘View Details’.



(B) Click on ‘Nominate/Apply Now’ button



(C) Select the **Award Category**.

The screenshot shows a web form titled "Please Nominate/Apply". In the top right corner, there are links for "FAQ" and "Helpdesk". The "Award\*" dropdown menu is set to "Padma Awards 2024". The "Category\*" dropdown menu is open, showing options: "---Select---", "Padma Shri", "Padma Bhushan", and "Padma Vibhushan". Below these fields is a radio button labeled "Do you wish to Nominate Yourself?". A "Submit" button is located at the bottom left.

(D) Select the **Field (Area of Excellence)** in which the person wants to nominate.

This screenshot shows the same nomination form as in (C). The "Award\*" dropdown is still "Padma Awards 2024" and "Category\*" is now "Padma Shri". The "Field (Area of Excellence)\*" dropdown menu is open, displaying a list of categories: "---Select---", "Art", "Civil Service", "Literature and Education", "Medicine", "Others", "Public Affairs", "Science and Engineering", "Social Work", "Sports", and "Trade and Industry". The "Sub-Field (If Any)" text input field is empty. A radio button labeled "Do you wish to Nominate Someone Else?" is visible below the dropdown.

(E) Write the **Sub-Field** (if any).

This screenshot shows the nomination form with the "Field (Area of Excellence)\*" dropdown set to "Sports". The "Sub-Field (If Any)" text input field now contains the text "Cricket". The "Award\*" dropdown remains "Padma Awards 2024" and "Category\*" remains "Padma Shri". Both radio buttons, "Do you wish to Nominate Yourself?" and "Do you wish to Nominate Someone Else?", are currently unselected. The "Submit" button is at the bottom left.



(F) If the person wants to nominate himself/herself, then select ‘Do you wish to Nominate Yourself’ option.

The screenshot shows a nomination form titled 'Please Nominate/Apply'. At the top right, there are links for 'FAQ' and 'Helpdesk'. The form contains the following fields:

- Award\***: Padma Awards 2024
- Category\***: Padma Shri
- Field (Area of Excellence)\***: Sports
- Sub-Field (If Any)**: Cricket

Below these fields are two radio button options:

- Do you wish to Nominate Yourself?
- Do you wish to Nominate Someone Else?

A blue 'Submit' button is located at the bottom left.

(G) If the person wants to nominate someone else, then select ‘Do you wish to Nominate Someone Else’ option.

This screenshot is identical to the one above, but the radio button selection is different:

- Do you wish to Nominate Yourself?
- Do you wish to Nominate Someone Else?

The 'Submit' button remains at the bottom left.

(H) Enter the details of the person you are nominating.

This screenshot shows the 'Details of the person being nominated' section of the form. At the top, it displays 'Award: Padma Awards 2024' and 'Award Category: Padma Shri'. Below this, it shows 'Field: Sports' and 'Sub Field: Cricket'. A green banner reads: 'YOU ARE NOMINATING SOMEONE ELSE (Kindly fill details of the person you are nominating)'. The form fields are as follows:

- Title\***: Shri
- First Name\***: Rajat
- Middle Name**: Enter Middle Name
- Last Name**: Enter Last Name
- Father's Name**: [Redacted]
- Date of Birth (DD/MM/YYYY)\***: 29/04/1980
- Date of Birth Not Available
- Gender\***: Male
- Religion**: -Select-
- Category**: -Select-
- Mobile Number**: Enter Mobile No.
- Email ID**: Enter Email ID
- Nationality\***: Indian

At the bottom, there is a link: 'If Nominee is Posthumous (not Alive), Click Here [ ]'.

- (I) If the Date of Birth of the nominee is not available select the ‘Date of Birth Not Available’ option and then mention the ‘Age’.

Award: Padma Awards 2024  
Award Category: Padma Shri  
Field: Sports  
Sub Field: Cricket

YOU ARE NOMINATING SOMEONE ELSE (Kindly fill details of the person you are nominating)

Details of the person being nominated

Title* Shri	First Name* xyz <small>(Kindly do not use prefixes like Dr, Prof, Sh, Smt, etc)</small>	Middle Name Enter Middle Name	Last Name Enter Last Name
Father's Name abc	<input checked="" type="checkbox"/> Date of Birth Not Available	Age* 52 Year	
Gender* Male	Religion Hindu	Category -Select-	
Mobile Number Enter Mobile No	Email ID Enter Email ID	Nationality* Indian	

If Nominee is Posthumous (not Alive), Click Here

- (J) If the nominee is not alive, select the ‘If Nominee is Posthumous (not Alive), Click Here’ option and select the ‘Year of Demise’.

Award: Padma Awards 2024  
Award Category: Padma Shri  
Field: Sports  
Sub Field: Cricket

YOU ARE NOMINATING SOMEONE ELSE (Kindly fill details of the person you are nominating)

Details of the person being nominated

Title* Shri	First Name* xyz <small>(Kindly do not use prefixes like Dr, Prof, Sh, Smt, etc)</small>	Middle Name Enter Middle Name	Last Name Enter Last Name
Father's Name abc	<input checked="" type="checkbox"/> Date of Birth Not Available	Age* 50 Year	
Gender* Male	Religion Hindu	Category -Select-	
Mobile Number Enter Mobile No	Email ID Enter Email ID	Nationality* Indian	
	Year of Demise* 2020		

If Nominee is Posthumous (not Alive), Click Here

- (K) Enter the subsequent details. Click on ‘Save and Next’ to proceed with the nomination process.

Award: Padma Awards 2024  
Award Category: Padma Shri  
Field: Sports  
Sub Field: Cricket

YOU ARE NOMINATING SOMEONE ELSE (Kindly fill details of the person you are nominating)

Details of the person being nominated

Title* Shri	First Name* xyz <small>(Kindly do not use prefixes like Dr, Prof, Sh, Smt, etc)</small>	Middle Name Enter Middle Name	Last Name Enter Last Name
Father's Name abc	<input checked="" type="checkbox"/> Date of Birth Not Available	Age* 55 Year	
Gender* Male	Religion Hindu	Category -Select-	
Mobile Number Enter Mobile No	Email ID Enter Email ID	Nationality* Indian	
	Year of Demise* 2020		

If Nominee is Posthumous (not Alive), Click Here

Where did this person live

Country* India	State/UT* Haryana	District* Hisar
Address Enter Address		

Save and Next

(L) Enter the details of the person you are nominating.

Nominee Name: xyz		FAQ	Helpdesk
Award: Padma Awards 2024		Award Category: Padma Shri	
Field: Sports		Sub Field: Cricket	
<b>YOU ARE NOMINATING SOMEONE ELSE (Kindly fill details of the person you are nominating)</b>			
<b>Details of the person being nominated</b>			
<b>Brief write up/citation on the work done by this person*</b>			
Note: Maximum 800 words (5000 characters) are allowed			
Brief write up/citation on the work done by this person			
<b>Significant contribution made by this person*</b>			
Note: Maximum 500 words (3000 characters) are allowed			
Significant contribution made by this person			
<b>Select number of years this person has spent working in the field*</b>			
- Select -                      * Year			

<b>Impact/ Outcome of the work done by this person*</b>		
Note: Maximum 400 words (2500 characters) are allowed		
Impact/ Outcome of the work done by this person		
<b>Provide a 4-line brief on why does this person deserves a Padma award*</b>		
Note: Maximum 60 words (500 characters) are allowed		
Provide a 4-line brief on why does this person deserves a Padma award		
<b>Any other relevant information</b>		
Note: Maximum 300 words (2000 characters) are allowed		
Any other relevant information		
<a href="#">Back</a>	<a href="#">Save as Draft</a>	<a href="#">Save and Next</a>

(M) If the person has not received Padma Award before, kindly select the ‘No’ option.

Nominee Name: xyz  
Award: Padma Awards 2024  
Field: Sports  
Award Category: Padma Shri  
Sub Field: Cricket

**YOU ARE NOMINATING SOMEONE ELSE (Kindly fill details of the person you are nominating)**

Details of the person being nominated

Details of Awards/Honors received

Has this person received Padma Awards before? No  Yes

Has this person received any other Awards before? No  Yes

Upload photograph/other supporting documents (File size should be less than 10 MB)

1	Photograph of Nominee (.jpg/.jpeg/.png)	Choose File   No file chosen
2	Other Supporting Document (.pdf)	Choose File   No file chosen

Declaration  
 It is certified that I have filled all information correctly.

Back Save and Next Save as Draft

(N) If the person has received Padma Award before, kindly select the ‘Yes’ option and enter the details.

Nominee Name: xyz  
Award: Padma Awards 2024  
Field: Sports  
Award Category: Padma Shri  
Sub Field: Cricket

**YOU ARE NOMINATING SOMEONE ELSE (Kindly fill details of the person you are nominating)**

Details of the person being nominated

Details of Awards/Honors received

Has this person received Padma Awards before? No  Yes

Award Category\* --Select-- Year of Award\* --Select-- Upload Award Certificate (Only PDF file Max size 1 MB is allowed)  
--Select-- --Select-- Choose File | No file chosen

Add

Has this person received any other Awards before? No  Yes

Upload photograph/other supporting documents (File size should be less than 10 MB)

1	Photograph of Nominee (.jpg/.jpeg/.png)	Choose File   No file chosen
2	Other Supporting Document (.pdf)	Choose File   No file chosen

Declaration  
 It is certified that I have filled all information correctly.

Back Save and Next Save as Draft

(O) If the person has received any other Awards before, select ‘Yes’ and enter the details.

Has this person received any other Awards before? No  Yes

Award Name\* Enter Award Name Year of Award\* --Select-- Error Field  
Level of Award\* --Select-- Awarding Body\* Enter Awarding Body Upload Award Certificate (Only PDF file Max size 1 MB is allowed)  
--Select-- --Select-- Choose File | No file chosen

Add

Upload photograph/other supporting documents (File size should be less than 10 MB)

1	Photograph of Nominee (.jpg/.jpeg/.png)	Choose File   No file chosen
2	Other Supporting Document (.pdf)	Choose File   No file chosen

Declaration  
 It is certified that I have filled all information correctly.

Back Save and Next Save as Draft

(P) Attach the photograph of the person you are nominating and any other supporting document.

Upload photograph/other supporting documents (File size should be less than 10 MB)

1	Photograph of Nominee (jpg/jpeg/png)	Choose File No file chosen
2	Other Supporting Document (pdf)	Choose File No file chosen

**Declaration**  
 It is certified that I have filled all information correctly

[Back](#) [Save and Next](#) [Skip to End](#)

(Q) If you want to preview the application form, click on **‘Preview’**. And if you want to edit the form, click on **‘Edit Application’**.

(R) Click on the Declaration box and then **‘Final Submit’** button.

Nominee Name: xyz  
Award: Padma Awards 2024  
Field: Sports

Award Category: Padma Shri  
Sub Field: Cricket

[FAQ](#) [Helpdesk](#)

**YOU ARE NOMINATING SOMEONE ELSE (Kindly fill details of the person you are nominating)**

Details of the person being nominated

Details of Awards/Honors received

Has this person received Padma Awards before : No / Yes

Has this person received any other Awards before : No / Yes

Upload photograph/other supporting documents (File size should be less than 10 MB)

1	Photograph of Nominee (jpg/jpeg/png)	
2	Other Supporting Document (pdf)	

**Declaration**  
 It is certified that I have filled all information correctly

[Back](#) [Preview](#) [Edit Application](#) [Final Submit](#)